

GLOBAL DATA 2019



10.3%

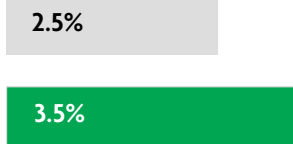
Total GDP contribution



330 MN

Jobs globally (1 in 10 jobs)

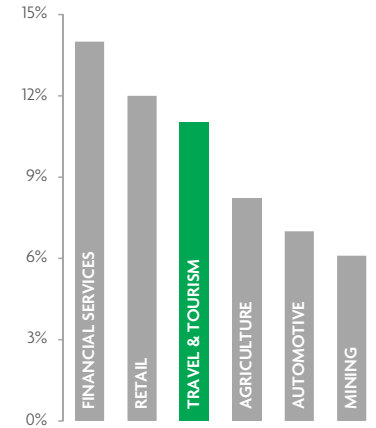
While the global economy grew by 2.5%, Travel & Tourism grew significantly more at 3.5%



1 in 4 net new jobs were created by Travel & Tourism over the last five years



Global GDP impact by sector (2018 data). Share of total economy GDP



AMERICAS 2019 KEY DATA



CONTRIBUTION OF TRAVEL & TOURISM TO GDP

8.8% OF TOTAL ECONOMY

Total T&T GDP = USD2,500.7BN

+2.2%

2019 Travel & Tourism GDP growth vs +1.9% real economy GDP growth



CONTRIBUTION OF TRAVEL & TOURISM TO EMPLOYMENT

45.3 JOBS (MN)

(9.8% of total employment)




INTERNATIONAL VISITOR IMPACT

USD324.4 BN

in visitor spend (7.3% of total exports)

SECTOR CHARACTERISTICS (2019)



¹All values are in constant 2019 prices & exchange rates
As reported in March 2020